



Description: Line Dance (48cts.) 2 Wall - Intermediate August 8, 1999

Choreographer: Henry Costa San Lorenzo, CA. 510-278-8994 henrycosta@hotmail.com

Web Site: <http://www.freeyellow.com/members7/henrycosta/index.html>

Music: "Wild Wild West" (106 BPM) by Will Smith (featuring: Dru Hill & Kool Mo Dee) CD: "Wild Wild West"

"Dance Above The Rainbow" (120 BPM) by Ronan Hardiman CD: "Michael Flatley's Feet Of Flames"

"I Wish" (106 BPM) by Stevie Wonder CD: "Song Review - A Greatest Hits Collection"

Country: "Wabash Cannonball" (104 BPM) by The Groove Grass Boyz CD: "Groove Grass 101"


Music "Stayin' Alive" (108 BPM) by Scooter Lee CD: "By Request..The Disco/Dance Album"

WRITTEN DESCRIPTION

VISUAL DESCRIPTION

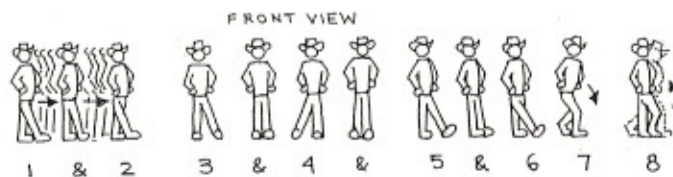
**RIGHT FORWARD SHUFFLE, ROCK, ROCK,
LEFT BACKWARD SHUFFLE, ROCK, ROCK**

- 1&2 Right step forward; left close next to right; right step forward
- 3-4 Left rock-step forward, right rock-step back
- 5&6 Left step backward; right step back next to left; left step backward
- 7-8 Right rock-step back; left rock-step forward



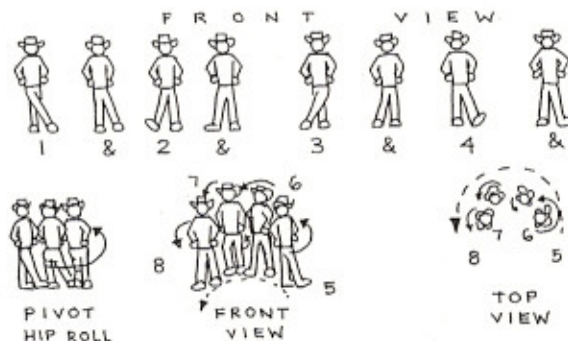
**RIGHT FORWARD SHUFFLE, POINT, POINT,
HEEL, HEEL, BODY ROLL**

- 1&2 Right step forward; left close next to right; right step forward
- 3&4& Left point out to left side; left next to right; right point out to right side; right next to left
- 5&6 Left heel; left step next to right; right heel
- 7-8 Rock forward onto right starting body roll; finish body roll shifting Weight back to left foot



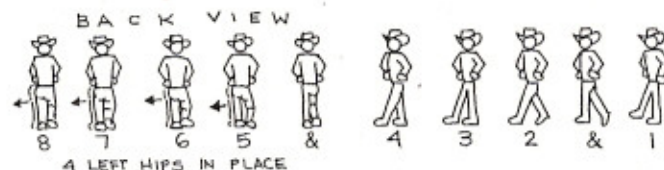
**CROSS, STEP, HEEL, STEP, CROSS, STEP, HEEL, STEP,
(HALF CIRCLE) PIVOT HIP ROLLS**

- 1&2& Cross right over left; step side left; right heel; step down right
- 3&4& Cross left over right; step side right; left heel; step down left
- 5 Start half Circle: right step forward; pivot hip roll (left back, right forward, pivot slightly left while rolling)
- 6 Cont. half circle (1/2 way point): right step forward; pivot hip roll (left back, right forward, pivot slightly left while rolling)
- 7 Cont. half circle (toward ending point): right step forward; pivot hip roll (left back, right forward, pivot slightly left while rolling)
- 8 Cont. half circle (end of circle): right step forward; pivot roll (left back, right forward, pivot slightly left while rolling)



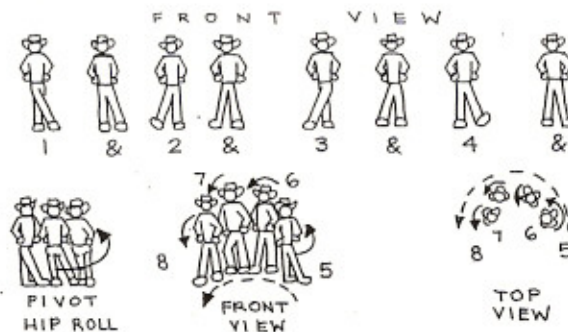
**KICK, TOUCH BACK, LEFT FORWARD, WALK, WALK, TOUCH,
FOUR LEFT HIPS**

- 1&2 Right kick; touch back right; left step forward
- 3-4 Right step forward; left step forward
- &5-8 Touch right next to left; 4 left hips with weight still on left with partial weight on ball of right for balance




**CROSS, STEP, HEEL, STEP, CROSS, STEP, HEEL, STEP,
(HALF CIRCLE) PIVOT HIP ROLLS**

- 1&2& Cross right over left; step side left; right heel; step down right
- 3&4& Cross left over right; step side right; left heel; step down left
- 5 Start half Circle: right step forward; pivot hip roll (left back, right forward, pivot slightly left while rolling)
- 6 Cont. half circle (1/2 way point): right step forward; pivot hip roll (left back, right forward, pivot slightly left while rolling)
- 7 Cont. half circle (toward ending point): right step forward; pivot hip roll (left back, right forward, pivot slightly left while rolling)
- 8 Cont. half circle (end of circle): right step forward; pivot roll (left back, right forward, pivot slightly left while rolling)



**KICK, TOUCH BACK, LEFT FORWARD, WALK, WALK, HEEL,
HEEL, STEP, 1/2 PIVOT**

- 1&2 Right kick; touch back right; left step forward
- 3-4 Right step forward; left step forward
- 5&6& Right heel; right step in next to left; left heel; left step in next to right
- 7-8 Right step forward; half pivot left



BEGIN AGAIN!