

Henry Costa's




**Description:** Line Dance / Contra Line / Contra Circle / Partner Line & Circle (32 cts.) 2 Wall - Beginner - AUG. 31, 1999  
**Choreographer:** Henry Costa San Lorenzo, CA. 510-278-8994 henrycosta@hotmail.com  
**Web Site:** http://www.freeyellow.com/members7/henrycosta/index.html  
**Country Music:** "If I Fall You're Going Down With Me" (124 BPM) by Dixie Chicks CD: Fly  
 "That's The Way I Like It" (112 BPM) by Scooter Lee CD: By Request. The Disco/Dance...  
 "Wild West Hero!" (132 BPM) by The Dean Brothers CD: Wild West Hero!  
**Non-Country Music:** "Standing on the Top-PT. 1" (124 BPM) by The Temptations CD: Motown year...1982  
**Slow dancing or "Dancing Queen" (102 BPM) by Scooter Lee CD: By Request...Disco/Dance Album**  
**Teaching Music:** "Whatsupwitu" (108 BPM) by Eddie Murphy CD: Love's Alright

**WRITTEN DESCRIPTION**

**VISUAL DESCRIPTION**

**HEEL, HEEL, STEP, PIVOT; HEEL, HEEL, STEP, PIVOT**

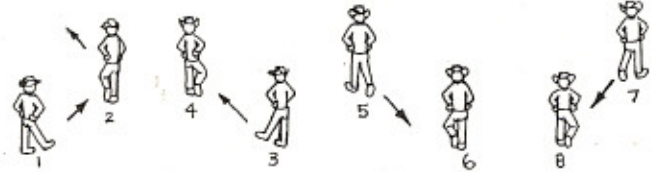
- 1&2& Right heel, Right step in; Left heel, Left step in
- 3 - 4 Right step forward; 1/2 Pivot left
- 5&6& Right heel, Right step in; Left heel, Left step in
- 7 - 8 Right step forward; 1/2 Pivot left



**45 DEGREE STEP FORWARD, TOUCH; STEP, TOUCH;**

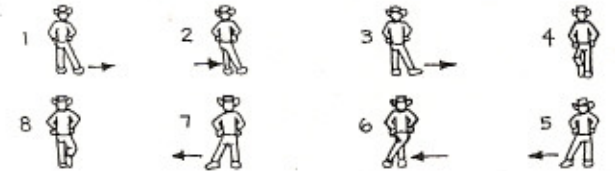
**45 DEGREE BACKWARD, TOUCH ;STEP, TOUCH**

- 1 - 2 Step 45 degree forward Right; Left touch next to Right
- 3 - 4 Step 45 degree forward Left; Right touch next to Left
- 5 - 6 Step 45 degree backward Right; Left touch next to Right
- 7 - 8 Step 45 degree backward Left; Right touch next to Left

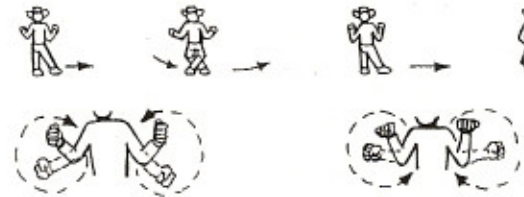


**SIDE RIGHT, BEHIND, SIDE, TOUCH; SIDE, BEHIND, SIDE TOUCH**

- 1 - 2 Step side Right; Left behind Right
- 3 - 4 Step side Right; Left touch next to Right
- 5 - 6 Step side Left; Right behind Left
- 7 - 8 Step side Left; Right touch next to Left



**\*Optional Arms and Styling:** When doing grapevine to Right dip down when crossing legs on counts 2&3 and rise back up on count 4. Arms: swing arms turning outward in a circle (like jumping rope) when going to your right. When doing grapevine to Left dip down when crossing legs on counts 6&7 and rise back on count 8. Arms: swing arms turning inward in a circle (like jumping rope) when going to your left.



**(HALF CIRCLE/ARCH SHUFFLE) RIGHT FORWARD SHUFFLE, LEFT FORWARD SHUFFLE, RIGHT FORWARD SHUFFLE, LEFT FORWARD SHUFFLE**

- 1&2 Start half circle arch: Right step forward; Left close next to Right; Right step forward
- 3&4 Cont. half circle arch (1/2 way point): Left step forward; Right close next to Left; Left step forward
- 5&6 Cont. half circle/arch (toward ending point): Right step forward; Left close next to Right; Right step forward
- 7&8 Finish half circle/arch (back to starting point) Left step forward; Right close next to Left; Left step forward



**BEGIN AGAIN!**

**\*Contra Circle set up & Movements:** Outside circle faces inward while inside circle faces outward. When step touches are being executed, (Counts 3&4) dancers can slap hands with each other when they meet together. On the final 8 Counts (half circle/arch shuffle) dancers will end up on opposite circle when finished. Both dancers will complete half circles around each other (see drawing On the right). The contra circle is the most fun way to enjoy this dance. **You can Also do this as a contra line or line dance.**



**\*For partner dance & circle:** Starting partner position is C/W open position, woman on man's right side, facing forward in lines. Men & Women's steps are the same. During 1/2 pivots on Count 4: Partners release left hands and raising right hands resuming C/W open position. Count 8: Partners release right hands and raising left hands resuming C/W open position. For circle dance a forward shuffle instead of a half circle.

