

Henry Costa's FREEDOM

Description: Line Dance (32 cts.) 4 Wall – Intermediate – Nov. 18, 1999
Choreographer: Henry Costa San Lorenzo, CA. 510-278-8994 henrycosta@hotmail.com
Web Site: <http://www.freeyellow.com/members7/henrycosta/index.html>
Country: "I Will...But" (116 BPM) by SHEDAISY CD: "The Whole SHEBANG"
Music: "I Want A Man" (128 BPM) by Lace CD: "Lace"
 "Ride On Into The Sunset" (140 BPM) by Barry Upton CD: "Line Dance Fever 6"
 "You Keep Me Hangin' On" (Paradise Mix) (108 BPM) by Reba McEntire CD: "Toe The Line 4"
Non-Country Music: "Ring My Bell" (Mr. Lee's Radio Mix) (120 BPM) by Jazzy Jeff & The Fresh Prince CD: "Greatest Hits"
 "They Don't Care About Us" (Love To Infinity's Classic Paradise Radio Mix) (118 BPM) by Michael Jackson CD: "They Don't Care About Us" CD single
 "Are You Jimmy Ray?" (Xenomania Mix) (108 BPM) by Jimmy Ray CD: "Are You Jimmy Ray?" CD Single
 "Larger Than Life" (The Video Mix) (102 BPM) by Backstreet Boys CD: "Larger Than Life" CD Single

WRITTEN DESCRIPTION




VISUAL DESCRIPTION

POINT, POINT, POINT, POINT, POINT, HEEL, STEP,

HEEL

- 1&2 Right toe point forward, right step in, left toe point side
 3&4 Left toe point forward, left step in, right to point to side
 5-6 Right toe point forward, Drop right heel down,
 7-8 Left toe step forward, drop left heel down




HEEL, HEEL, POINT, HEEL TAP, HEELTAP: HEEL, HEEL, POINT, HEELTAP, HEELTAP

- 1&2& Right heel forward, right step in, left heel forward, left step in (switching weight to left) while bringing right toe point forward
 3-4 Right heel tap (weight on ball of right: heel up & down), right heeltap (weight on ball of right: heel up & down)
 5&6& Left heel forward, left step in, right heel forward, right step in (switching weight to right) while bringing left toe point forward
 7-8 Left heeltap (weight on ball of left: heel up & down), Left heeltap (weight on ball of left: heel up & down)




1/4 MONTEREY TURN RIGHT, POINT, CROSS POINT, CROSS SLIDE, TOUCH

- 1-2 Right point out to side, 1/4 turn right as you step right next to left
 3-4 Left touch to left side, step left next to right (transfer weight to left)
 5-6 Right point out to side, cross point right in across of left
 7-8 Cross right back across left to right with a slide to the right, touch left next to right



POINT, CROSS POINT, CROSS SLIDE, TOUCH, HEEL, HEEL, STOMP UP, STOMP UP

- 1-2 Left point out to side, cross point left in across of right
 3-4 Cross left back across right to left with a slide to the left, touch right next to left
 5&6& Right heel, right step in, left heel, left step in
 7-8 Right stomp down & up (weight on left), right stomp down & up (weight on left)



BEGIN AGAIN!